

# Anchor<sup>®</sup>



## Changing mat



[AnchorCrafts.com](http://AnchorCrafts.com)

[f](#) [@](#) [p](#) @anchorcrafting

Designed by Anchor Studio

Design No.: 0060002-00701-05

MEZ GmbH, 2018. All Rights Reserved.



## 0060002-00701-05 Changing mat

Anchor Stranded Cotton 8m 4635000- # (Colour n°)

Embroidery



1 x #23, #27, #108, #313, #885, #1035, #9159

Easy



1 x tapestry  
N° 24



Changing mat: 49 x 71 cm  
Embroidery: 9 x 8,5 cm



# Changing mat

## YARN USAGE

Anchor Stranded Cotton, worked with 2 strands (outlines/backstitch only 1 strand).

## NOTIONS

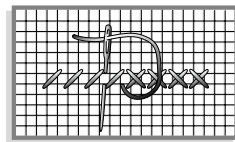
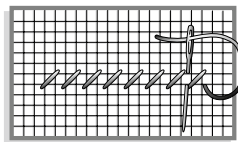
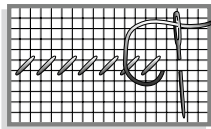
1 Baby changing mat, 1 tapestry needle No. 24.

## GENERAL INSTRUCTIONS

Position the embroidery in the centre of the aida panel. One coloured square on the chart represents one cross stitch worked over one woven square of aida fabric. A line represents a backstitch.

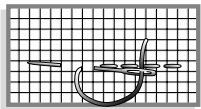
## CROSS STITCH

Cross stitch is worked in two stages – first work the lower stitch (from left to right) and then work the upper stitch (from right to left).



## BACKSTITCH

Backstitch is worked from right to left.




## TIP









Always embroider cross stitch using a blunt-ended tapestry needle. Always work the cross stitch first, then the backstitch.

On the chart, each coloured square represents one cross stitch and each line one backstitch.

## WASHING INSTRUCTIONS

All our threads are produced in accordance with Oeko-tex standards. PH values are tested and all our colors dye lots adhere to Global fastness standards. However, it is important to follow our thread washing instructions. Particularly with dark colors, excess dye can remain on the thread. To minimize any potential bleeding of excess dyestuff it is important to wash the products in THE HOTTEST TEMPERATURE possible, in accordance with the specifications of the fabrics, and use a large amount of water. Please make sure that you also follow the fabric washing instructions. As a precaution, you can also use decolorating sheets that you can find in any supermarket.



	885		9159		1035
	313		108		27
	23		27		

• CHOOSE COLOURS THAT MATCH THE DESIGN

a b c d e f g h i j k l m n

o p q r s t u v w x y z

A B C D E F G H I J

K L M N O P Q

R S T U V W X Y Z

1 2 3 4 5 6 7 8 9 0

1 2 3 4 5 6 7 8 9 0

Benjamin

18.3.2007

54 CM / 3250 GR